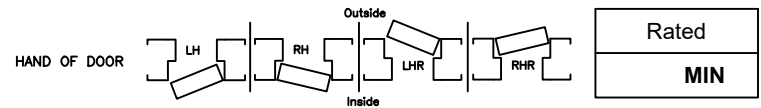
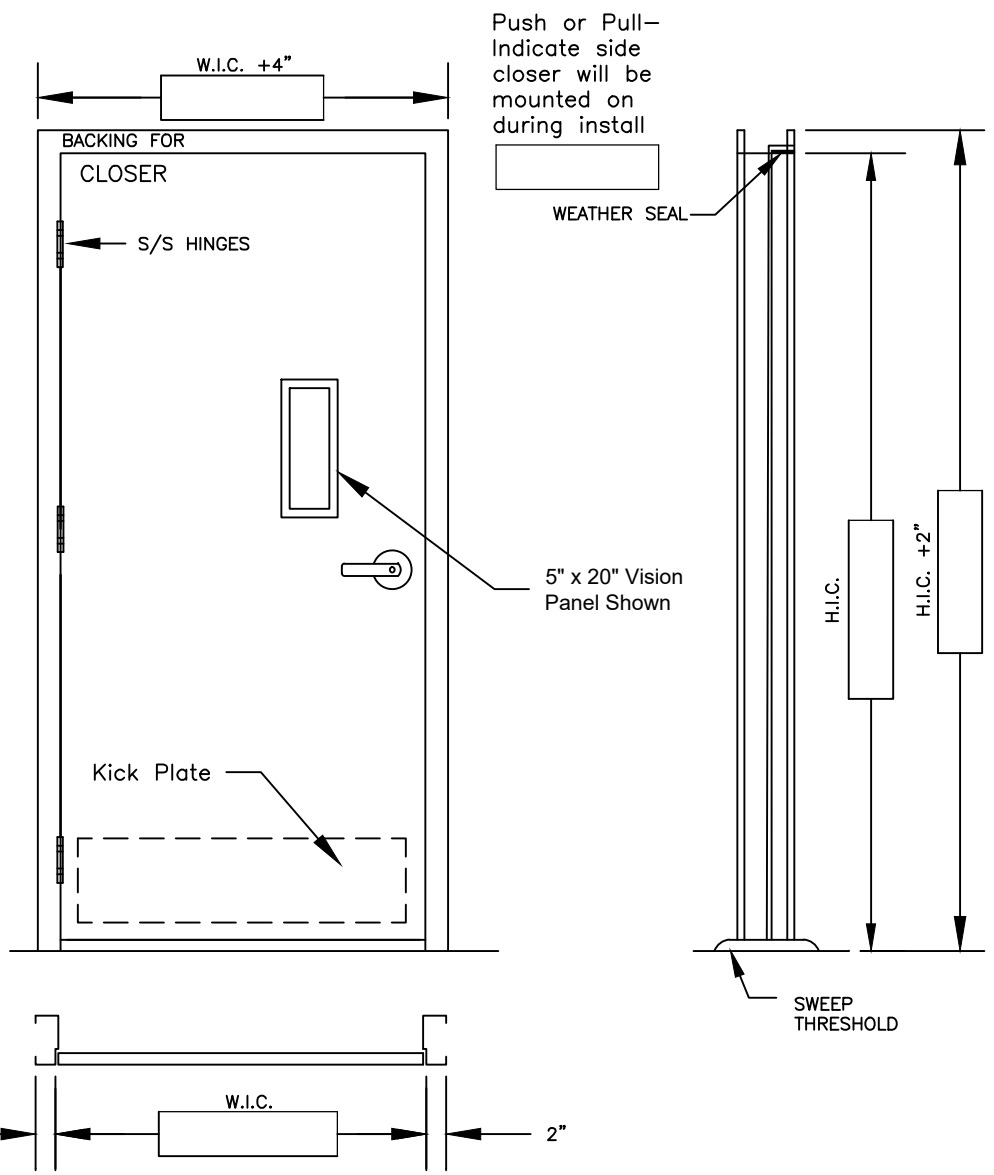


WEILAND FIRE RATED PERSONNEL DOOR

Door		W.I.C.	
Quantity		H.I.C.	
Swing		Wall Thickness	



RH/LHR Shown - LH/RHR Mirror Image



**Frame Type:**

5 3/4" 16-GA. SS 304-4 Brushed Standard Frame: \_\_\_\_\_

**Hinges:**

3 SS Heavy Weight 4 1/2" x 4 1/2" Hinges: \_\_\_\_\_

**Gaskets:**

Door Silencers: \_\_\_\_\_  
 Silicone Smoke/Weatherseal-NGP 5050C: \_\_\_\_\_  
 Jamb Mounted Gasket W/ SS Retainer: \_\_\_\_\_

**Door Details**

**Door Panel:**

1-3/4" SS 16 GA. 304-4 Brushed Door: \_\_\_\_\_

**Closer:**

HD SS Closer W/ Plastic Cover: \_\_\_\_\_ SS Cover Upgrade: \_\_\_\_\_

**Vision Panel:**

SS Vision Panel:  
 5" x 20": \_\_\_\_\_ 10" x 10": \_\_\_\_\_  
 1/4" UL Wire Safety Glass: \_\_\_\_\_  
 1/4" UL Ceramic Glass: \_\_\_\_\_  
 Safety Film: Yes / No

**Exit/Entry:**

SS Push/Pull Set: \_\_\_\_\_  
 DORMA CYLINDRICAL LEVER: Passage Lever: \_\_\_\_\_ Lever Lockset: \_\_\_\_\_  
 DORMA MORTISE LEVER: Passage Lever: \_\_\_\_\_ Lever Lockset: \_\_\_\_\_  
 SS HD DORMA PANIC BAR: Exit Only: \_\_\_\_\_ Passage Lever: \_\_\_\_\_ Lever Lockset: \_\_\_\_\_

**Kick Plate:** SS 304-4 Brushed

9" Tall: \_\_\_\_\_ 12" Tall: \_\_\_\_\_ Push Side: \_\_\_\_\_ Pull Side: \_\_\_\_\_ Both Sides: \_\_\_\_\_

**Sweep:**

Neoprene Sweep Gasket W/ SS Retainer: \_\_\_\_\_

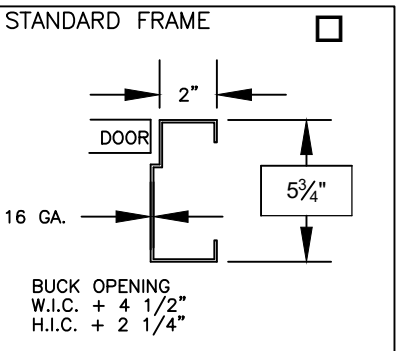
**Threshold:**

Fire Rated SS Threshold: \_\_\_\_\_  
 Thermally Broken Aluminum Threshold: \_\_\_\_\_  
 Aluminum Threshold: \_\_\_\_\_

**MISC:**

SS Drip Cap: \_\_\_\_\_ Wall Stop: \_\_\_\_\_ Floor Stop: \_\_\_\_\_  
 Other: \_\_\_\_\_

USDA Compliant:  Yes



**CAUTION**

This shop drawing will be used during the manufacturing process, as approved. Weiland, Inc. has made every effort to interpret your requirements accurately, as reflected in this drawing. Your products will be built in accordance with this drawing and invoiced as such. Additional costs may be incurred to make changes once production has begun. If an error exists, make changes accordingly and return to Weiland, Inc. for corrections. Weiland, Inc holds no responsibility for approved shop drawings with errors. By Signing the "Approved" box, you are approving the production specifications.

Approved  Approved, as noted

Signature: \_\_\_\_\_

Date: \_\_\_\_\_