

Proven Tough

Weiland doors are tough. Period. Our doors feature only heavy-duty parts and top grade materials; and are built by expert craftsmen – many of whom have been with us since the early days. What you can expect from us is a door that has been proven to withstand the harshest conditions in the food processing industry and other industrial environments.

Thermal Advantage

Door panels are built at any size and foamed-in-place with 2 lbs/cu ft polyurethane foam – providing an R33 rating for a 4" thick door. And, Weiland doors maintain their tight seal using a neoprene bulb basket for the top and sides of the opening, and nylon inserted neoprene sweep gaskets along the bottom of the door panel.

Optional Power Operation

Weiland horizontal sliding doors can be equipped with power operators for both wash-down (NEMA4) and corrosion-resistant applications (NEMA4X). Operators are equipped with push button or pull cord activation, and work with a number of accessories – such as photocell activation, loop detection, electronic interlock, etc.

All Stainless Hardware Option

For conditions that require complete corrosion resistance, Weiland can manufacture horizontal sliding doors using all stainless steel hardware (track, sprockets, chain, etc), with stainless steel clad casings, a NEMA4X rated operator, and molded fiberglass or stainless steel clad panel.

Unmatched Service

The top priority at Weiland is YOU. You can rest assured that your doors will be built correctly, delivered on time, and your questions answered immediately. Weiland stands behind our doors with a 1-year warranty, and more importantly, with a level of personal service that's unmatched in the industry. There's a reason many of our valued customers have been with us for over 20 years.



Power Horizontal Sliding Door

Shown with Fiberglass Panel, Stainless Steel Clad Face Casings, Stainless Steel Trim, 1/2 HP NEMA4 Operator and Leading Safety Edge (Right Hand Slide)

Customers in the most demanding of environments have relied on Weiland horizontal sliding doors for nearly 25 years. From food processing plants to cold storage facilities, Weiland horizontal sliding doors provide the durability,

corrosion resistance, and thermal properties required – yielding a beautiful door that will last for many years. Available in molded fiberglass and metal clad options, Weiland horizontal sliding doors are suitable for both interior and exterior applications.



Seamless Fiberglass Panel Option

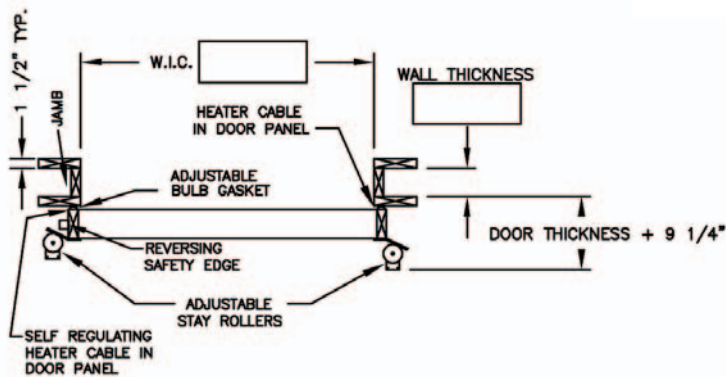
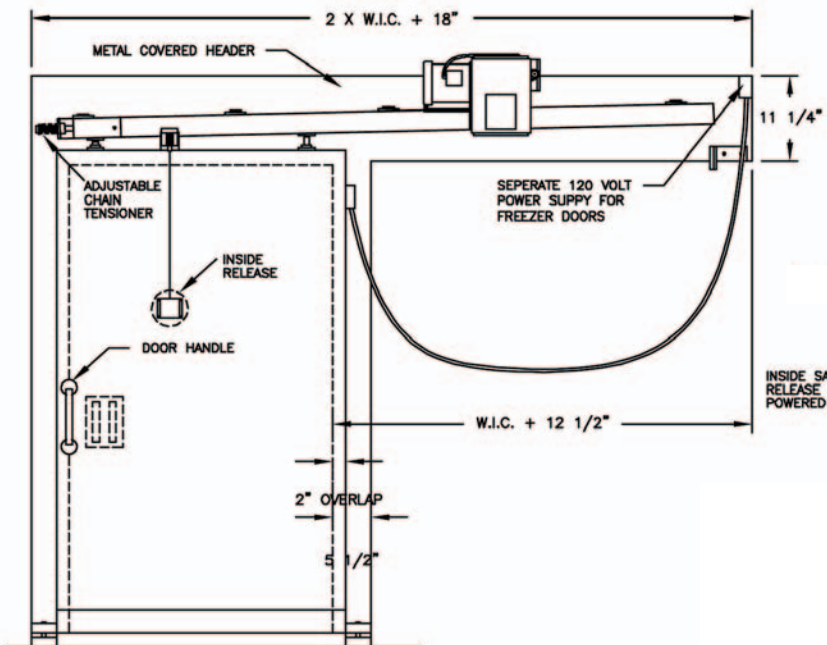
Fiberglass door panels are completely wrapped in fiberglass providing a flush surface with no seams, and nothing to potentially delaminate

402-454-2106

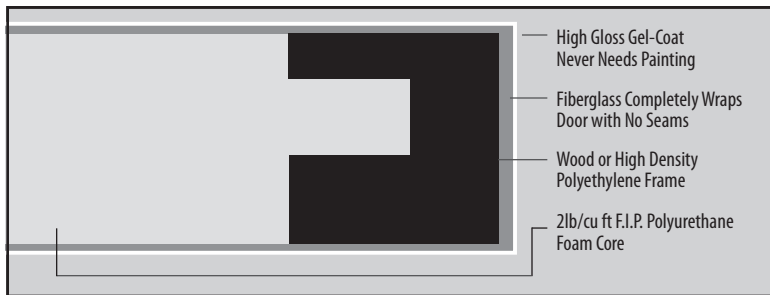
www.weilanddoors.com

Horizontal Sliding Door

Data Sheet



Weiland Fiberglass Doors



There is a major difference between fiberglass doors. Some manufacturers make their fiberglass doors by bonding together two shells and gel-coating to fill the seams. Other companies simply glue together panel surfaces and edges. These approaches may yield a nice looking door at first, but can leave the door susceptible to separating and delaminating when placed in abusive environments.

Weiland fiberglass doors on the other hand, are manufactured differently and are impervious to so much of the abuse in food processing and cold storage environments. Here's how we do it: We apply one continuous layer of fiberglass around all sides and edges of the door. This painstaking process uses alternating layers of resins, chopped strand fiberglass mat, and bi-directional woven fiberglass cloth to create one cohesive layer that completely surrounds the door. The result is a beautiful door with no seams to bond together, and nothing to potentially delaminate over time. A high-gloss gel-coat finish is applied to the door to provide a lasting finish that will never need painting and will withstand the harshest of abusive and caustic environments.

Design & Construction

Door Size

All doors are custom built for any sized opening, 3-6" thick.

Door Panel Exterior

- Molded fiberglass, 24-gauge stainless steel, 26-gauge white stucco embossed galvanized steel, or 26-gauge mill finished galvanized steel. Additional metal types and thicknesses available upon request (up to 20-gauge).

Door Panel Interior

- Frame** – Doors are built using either kiln-dried douglas fir wood, composite lumber, or high density polyethylene – depending on customer requirements.
- Insulation** – The door panels are unitized and filled with foam-in-place polyurethane, with an "R" factor of R33 for 4" thick doors.

Frame Options

- Exterior** – 26-gauge stainless steel, 26-gauge white stucco embossed galvanized steel, or 26-gauge mill finished galvanized steel. Additional metal types and thicknesses available upon request (up to 18-gauge).
- Casing Core** – Casings are built using either kiln-dried douglas fir wood or high density polyethylene – depending on customer requirements.
- Style** – Frame can be provided as header and face casings only (typically for concrete masonry unit walls or metal-wrapped openings) or as header, face casings, jambs, back-trim, and mirror image header (typically for insulated metal panel walls).
- Jamb Depth** – Jambs can be provided at any depth

Features

- Pull Handle (Chrome Finish)
- Two (2) Heavy Duty Trolleys
- Track / Track Brackets (Hot Dipped Galvanized or Stainless Steel)
- Two (2) Stay Rollers (Floor Mounted – Adjustable)
- For Power Operated Doors:
 - Inside Safety Release
 - Pneumatic reversing edge and NEMA4 photocell beam

Power Operator Options

- 1/2 Horsepower, 3-Phase, 460V, NEMA4 Operator with heavy duty gear drive and adjustable torque limiter
- Optional NEMA4X rated operator available for corrosion resistant applications
- Available in single-phase 110V, 220V or 3-phase 230, 460 or 575V; as well as with additional horsepower
- 24-volt control circuit and adjustable limit switches
- Smart 10.0 logic board c/w auxiliary apt board (with built-in radio receiver, optional timer to close, delay on reverse, mid-stop, run-out timer, 6 operational modes.)

Other Options

- Heater cable
- Custom colors (consult factory)
- Vision panel (multiple glass and polycarbonate / Lexan option)
- Kickplates
- Padlock provision
- Wicket door
- Track port opening
- Power operator door options:
 - Photoeye actuator
 - Radio control actuator
 - Loop detector actuator
 - Closing signal warning control
 - Electric interlock
 - Time delay close

Weiland

55242 HWY 32 • Madison, Nebraska 68748
Phone: 402-454-2106 • Fax: 402-454-6508
www.weilanddoors.com